



Yosemite Day Use Entry Online Ticket Purchase Process July 3, 2020

To keep everyone as safe as possible, the Park Service will be temporarily limiting the volume of day use traffic and will **require advance reservations via Day Use Entry Tickets**. Initially, they are limiting the number of Day Use Entry Tickets to about half of the usual summer traffic, with the goal of expanding visitation as it becomes safe to do so.

- **Advance purchase Day Use Entry Tickets are required for all Day Use visitors driving their own vehicles.** One Day Use Entry Ticket is required per vehicle. Park visitors must obtain their own entry ticket at [recreation.gov](https://www.recreation.gov). Unfortunately, the lodge cannot purchase these for you (**see exceptions below**)
- **Even if you own an Annual Park Pass, you need to purchase a Day Use Entry Ticket.** You won't have to pay the full entrance fee a second time, just a \$2 processing fee
- **It's best to make your Day Use Entry Ticket reservation online well in advance.** If your desired date is not available, keep trying as cancelled tickets return to the web site as they come available
- **Ticket release dates:** For now, on the 1st of each month, the Park Service opens up all dates for the following month. July and August Day Use Entry Tickets are currently available at [recreation.gov](https://www.recreation.gov)
- **Last minute travelers:** while 80% of Day Use Entry Tickets will be sold in advance, 20% of the allotted tickets are released for purchase at [recreation.gov](https://www.recreation.gov) within 48 hours of arrival day. **Insider tip:** *tickets go live at 7am PST and sell out quickly*
- **Day Use Entry Tickets are valid for 7 days, but you MUST validate your ticket at the Park entrance gate on the date shown on your ticket, if you would like it to be valid for the remainder of that week**
- **The pages below outline how to purchase a Yosemite Day Use Entry Ticket**

YOU DO NOT NEED A DAY USE ENTRY TICKET IF:

- Participating in one of our professionally guided trips. Park admission is included in our trips
- Visiting the Hetch Hetchy area. Access is limited when parking fills, and adjusted hours are 8am – 5pm
- Riding the YARTS bus in/out of the Park. YARTS stops at Rush Creek Lodge, with 3 morning runs to Yosemite Village and 3 return runs in the afternoon. Adult round-trip fare of \$14 includes Park admission for the Adult rider plus one Child 17 years or younger. Make reservations at [YARTS.com](https://www.yarts.com)
- Have an existing Half Dome or Wilderness permit

Although the way in which we access the park this year will be different, Yosemite is as incredible as ever, and we can't wait to share an amazing adventure with you.

If you need more detailed information for your party, you are encouraged to email the Yosemite Superintendent's office directly at yose_superintendent@nps.gov where there is a team of people eagerly waiting to assist and hear your feedback so we can all learn how to move forward in the best way possible.

Happy trails!

Yosemite Day Use Entry Online Ticket Purchase Process July 3, 2020

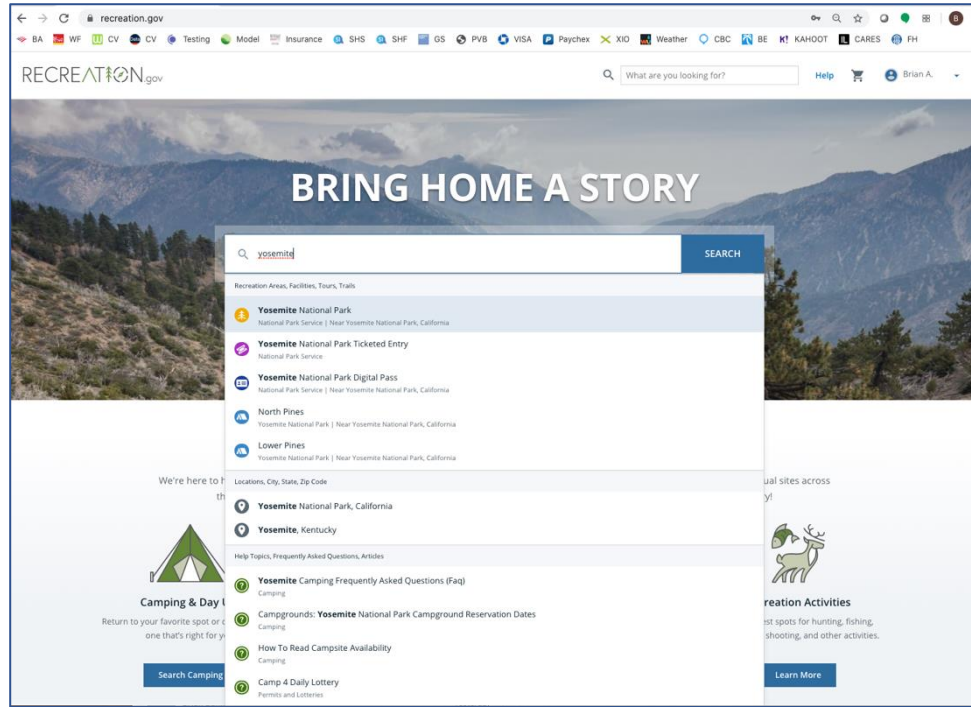
Step 1

Visit recreation.gov, create an account, then click link in confirmation email

Note you must create an account first to be able to purchase a “Day Use Entry” ticket

Revisit web site and log in

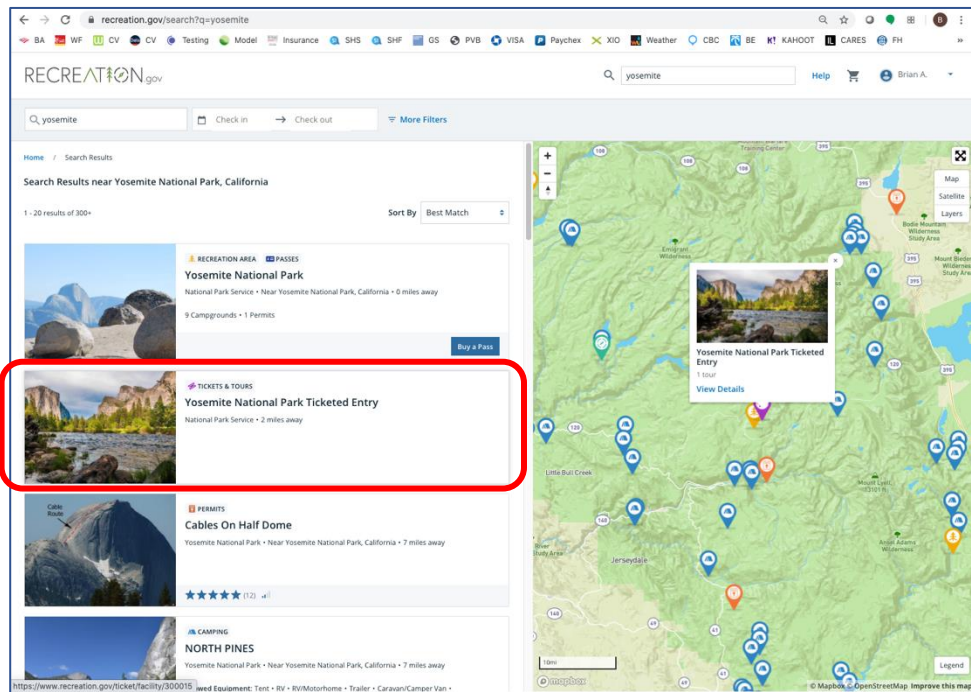
Type “Yosemite” and click “Search”



Step 2

Choose “Yosemite National Park Ticketed Entry”

Do NOT choose “Buy Pass” - this is for an annual pass which is currently unavailable online



Yosemite Day Use Entry Online Ticket Purchase Process July 3, 2020

Step 3

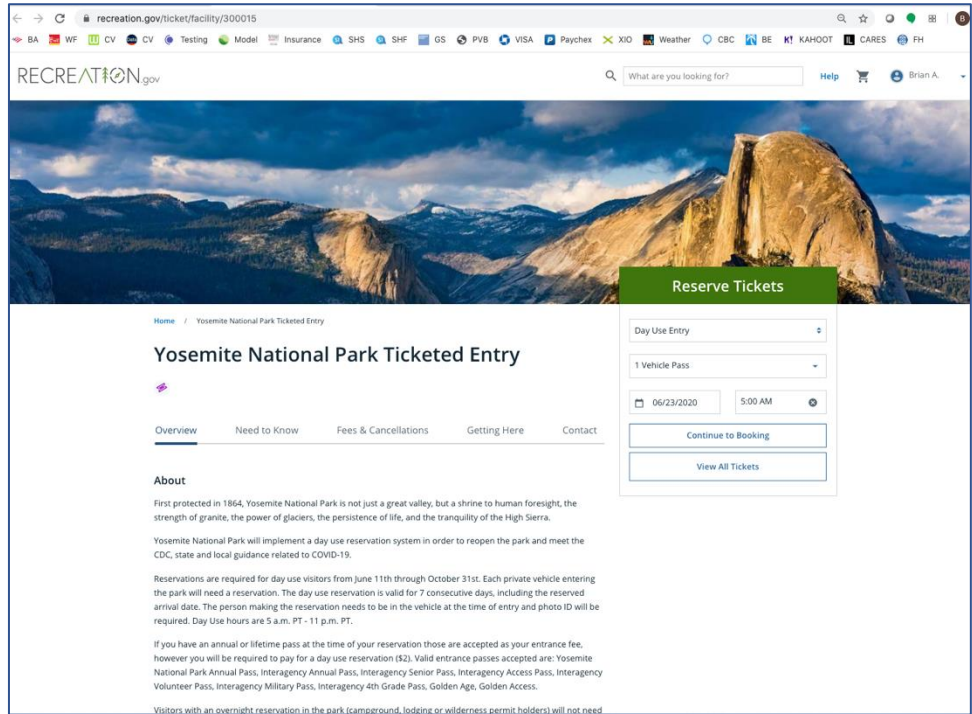
Fill in details in Reserve Tickets box. Choose:

- Day Use Entry
- Desired selection from 4 choices in “Guests” box
- Date you plan to first enter Yosemite
- 5 AM (only choice, this box may take a few seconds to populate)

If tickets are not available, choose another date

Day Use Entry ticket is good for 7 days from printed ticket date

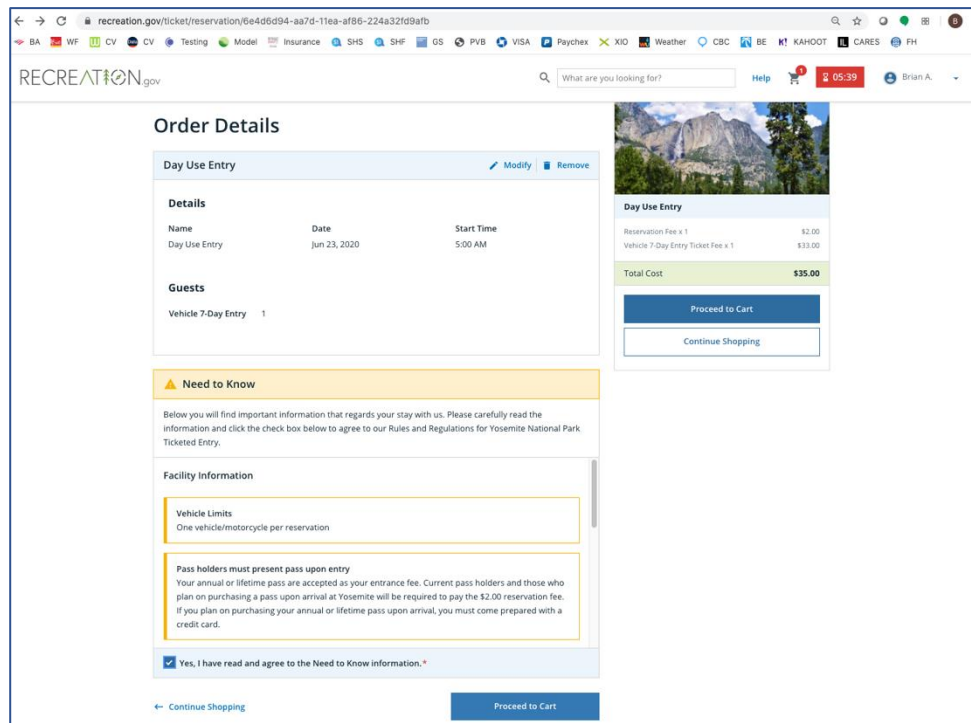
Click “Continue to Booking”



Step 4

Review Order Details

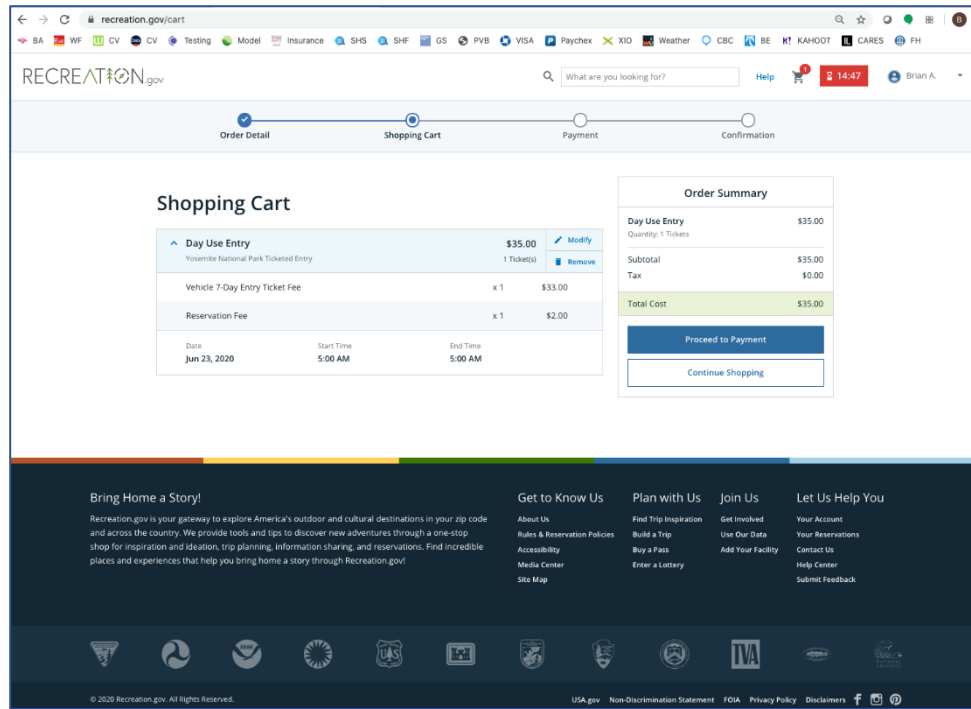
Check “Need to Know Information” box at bottom of page and click “Proceed to Cart”



Yosemite Day Use Entry Online Ticket Purchase Process July 3, 2020

Step 5

Review Shopping Cart and click "Proceed to Payment"



Step 6

Enter payment details and finalize purchase

You will be emailed a reservation confirmation with your Day Use Entry ticket attached

Have a digital or printed copy of this ticket and a matching photo ID with you when you visit the Park

Have fun!!!

